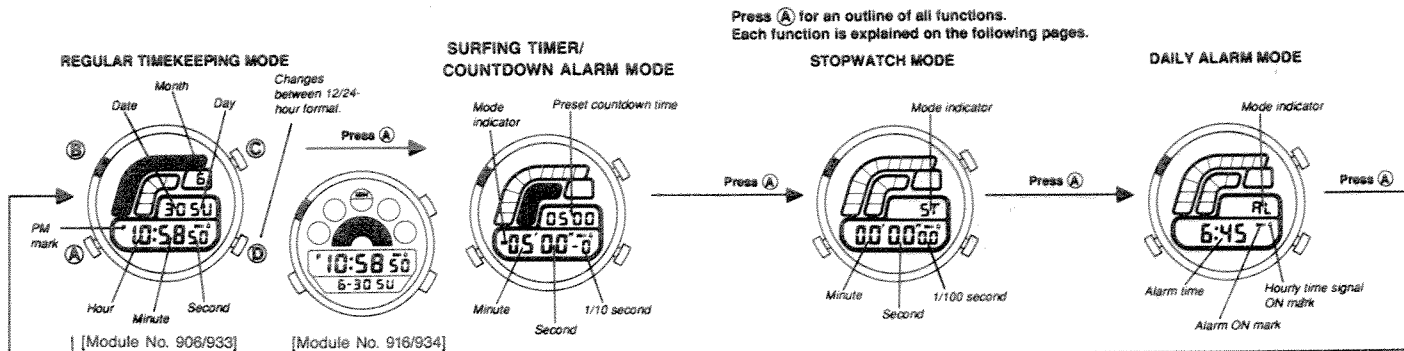
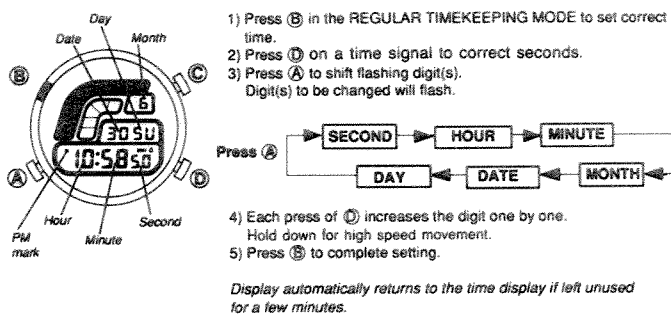


# Module No. 906/916/933/934

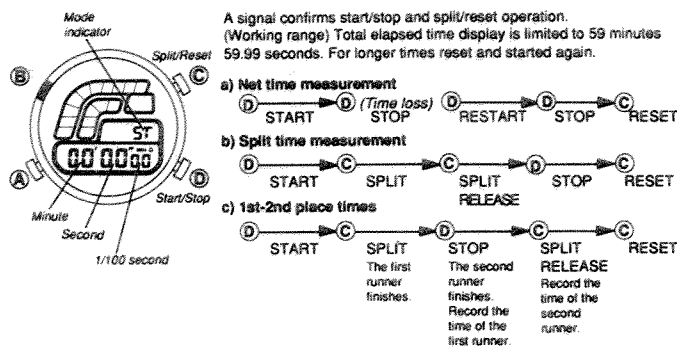
## READING THE DISPLAY



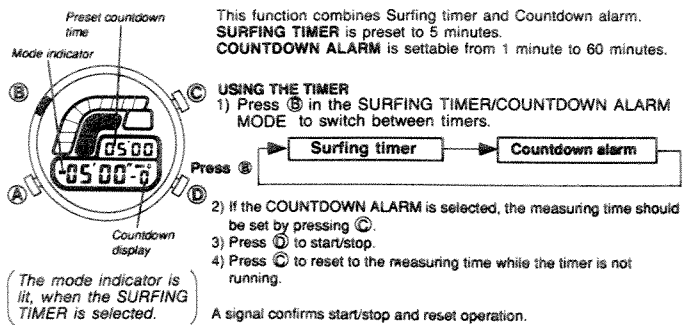
## SETTING TIME AND DATE



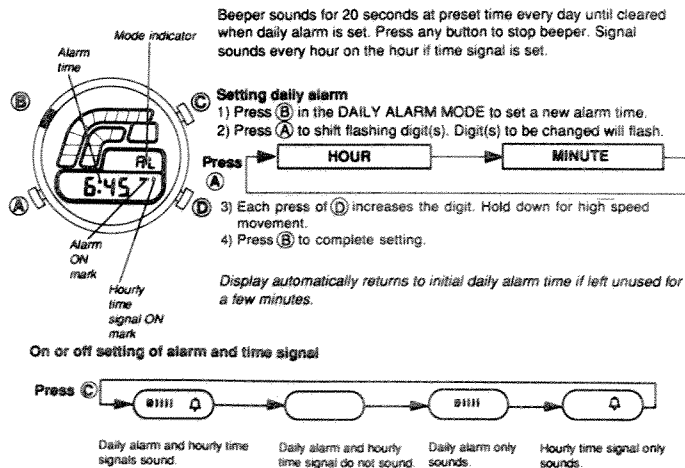
## USING STOPWATCH



## USING SURFING TIMER/COUNTDOWN ALARM



## USING DAILY ALARM

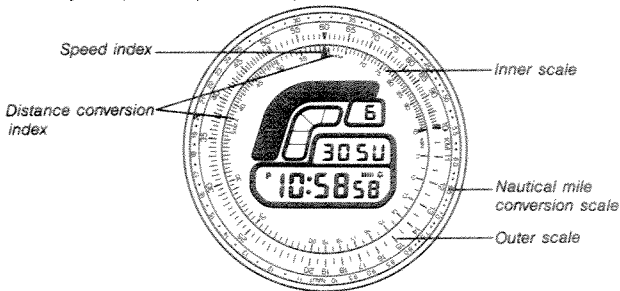


**Important**  
 < Module No. 906/916 >  
**Surfing Timer consumes large amounts of battery power! Be sure to switch it off when you are not using it.**  
 The Surfing Timer built into this watch does not switch off automatically at the end of the event. It is designed to repeat timing until you switch it off manually. Surfing Timer operation consumes large amounts of battery power, so the life of the battery is greatly shortened if you leave a Surfing Timer in operation.  
 Continuous Timer Operation and . . . . . Approximate 1 week. Battery Life

## USING THE SLIDE RULE BEZEL

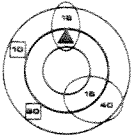
**Note:**

- 1) The results of calculation are approximate values.
- 2) The number of digits and position of the decimal point in the calculated values must be adjusted (For example, 150 → 15).



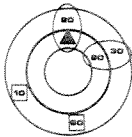
### 1) NAVIGATION CALCULATION

#### • Time Calculation



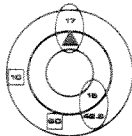
**Example:**  
You want to determine how long it will take you to cruise 40 nautical miles. Your speed is 16 knots.  
**<Steps>**  
Set the Speed Index (▲) on the inner scale with 16 (16 knots) on the outer scale. Find 40 on the outer scale. The number opposite 40 is the answer in minutes (15 → 150 minutes or 2 hours and 30 minutes).

#### • Speed Calculation



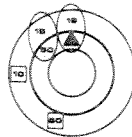
**Example:**  
You want to determine what speed will allow you to travel 30 nautical miles in 1 hour and 30 minutes.  
**<Steps>**  
Set the distance 30 (30 nautical miles) on the outer scale to 90 (90 minutes) on the inner scale. Find the Speed Index (▲). The number opposite the Speed Index is the answer (20 knots).

#### • Distance Calculation



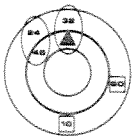
**Example:**  
You want to know how far you can travel in 15 minutes if your speed is 17 knots.  
**<Steps>**  
Set the Speed Index (▲) on the inner scale to 17 (17 knots) on the outer scale. Find 15 on the inner scale. The number opposite 15 is the answer (42.5 → 4.25 nautical miles).

#### • Fuel Consumption Rate Calculation



**Example:**  
You want to know the hourly rate of fuel consumption for 15 gallons over a cruising time of 50 minutes.  
**<Steps>**  
Set 15 (15 gallons) on the outer scale to 50 on the inner scale. Find the Speed Index (▲). The number opposite the Speed Index is the answer (18 gallons per hour).

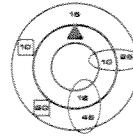
#### • Fuel Consumption Calculation



**Example:**  
You want to know how much fuel is needed to cruise 7 hours and 30 minutes. Your fuel consumption rate is 32 gallons an hour.  
**<Steps>**  
Set the Speed Index (▲) on the inner scale to 32 (32 gallons/hour) on the inner scale. Find 45 (450 minutes) on the outer scale. The number opposite 45 is the answer (24 → 240 gallons).

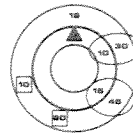
### 2) GENERAL-PURPOSE CALCULATION

#### • Multiplication



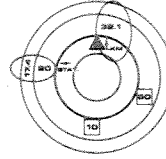
**Example:**  $25 \times 18$   
**<Steps>**  
Set 25 on the outer scale to 10 on the inner scale. Find 18 on the inner scale. The number opposite 18 is the answer (45 → 450).

#### • Division



**Example:**  $450 \div 15$   
**<Steps>**  
Set 45 on the outer scale to 15 on the inner scale. Find 10 on the inner scale. The number opposite 10 is the answer (30).

#### • Conversion



**Example:**  
You want to convert 20 statute miles into nautical miles or kilometers.  
**<Steps>**  
For nautical miles, the number opposite 20 is the answer (17.4 nautical miles). For kilometers, set STAT on the inner scale to 20 on the outer scale. Find KM on the inner scale. The number opposite KM is the answer (32.1 kilometers).