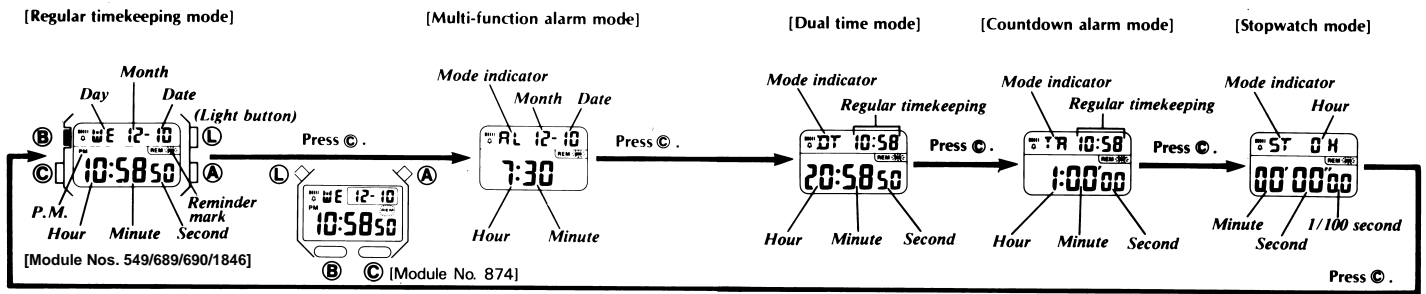


Module Nos. 549/689/690/874/1846

[Reading the display]

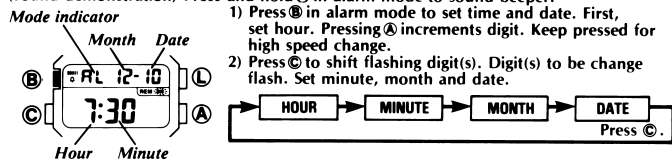


(Reversion to regular timekeeping) The watch reverts to regular timekeeping mode when © button is pressed after operation, regardless of mode.

[Multi-function alarm operation]

This alarm can be used in 4 different ways. Daily alarm, Monthly alarm, Daily alarm for 1-month period or Date alarm. Beeper sounds for 20 seconds at preset time when alarm is set on. Press any button to stop beeper. Signal sounds every hour on the hour if time signal is set.

(Sound demonstration) Press and hold Ⓐ in alarm mode to sound beeper.



(Auto-retrieve function)

Display automatically returns to alarm mode display if no button is pressed for 2 to 3 minutes.

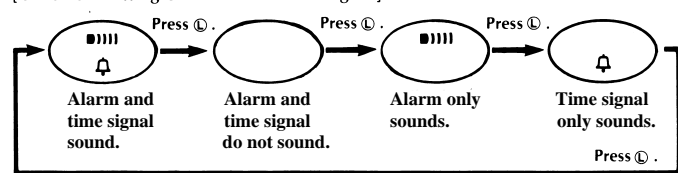
3) Press © to complete.

*Alarm time is displayed in 24-hour system when timekeeping is in 24-hour system.

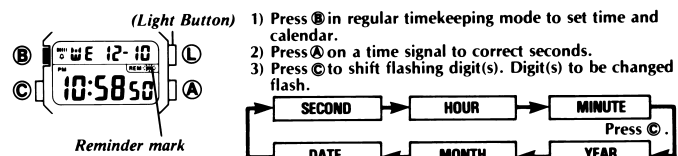
[4 types of alarms]

Alarm Type	Display	Setting	Function
Daily alarm	AL 7:30	Month and date not set	Beeper sounds at preset time every day
Monthly alarm	AL 7:30	Only date set	Beeper sounds on preset date and time once every month
1 month alarm	AL 12:30	Only month set	Beeper sounds at preset time every day during the set month
Date alarm	AL 12:10	Month and date set	Beeper sounds at preset time, month and date

[On or off setting of alarm and time signal]



[Setting regular time and calendar]



4) Each press of Ⓐ increments digit. Keep pressed to change at high speed.

(Changeover between 12-hour and 24-hour system)

Display switched between 12-hour and 24-hour formats by pressing Ⓐ.

(Auto-retrieve function)

Display automatically returns to regular timekeeping mode display if no button is pressed for 2 to 3 minutes.

(Independent correction)

Correction of any digit(s) can be skipped by pressing ©.

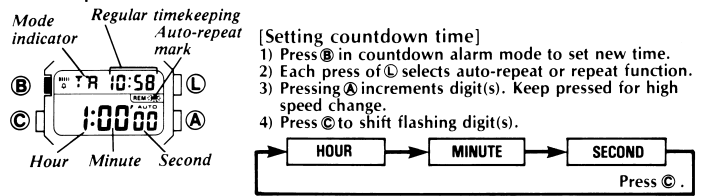
5) Press © to complete setting.

[On or off setting of reminder mark]

Press and hold Ⓐ in regular timekeeping mode to switch reminder mark on and off. When on, reminder acts as a "string around your finger" each time you look at the watch.

[Countdown alarm operation]

Countdown can be set from 1 second to 24 hours (display shows 0:00'00), and times to an accuracy of 1 second. Start/stop operation is possible by pressing Ⓐ and is confirmed by a signal. When display reaches zero, beeper will sound for 10 seconds unless any button is pressed.



(Auto-retrieve function)

Display automatically returns to initial countdown alarm mode display if no button is pressed for 2 to 3 minutes.

5) Press © to complete setting.

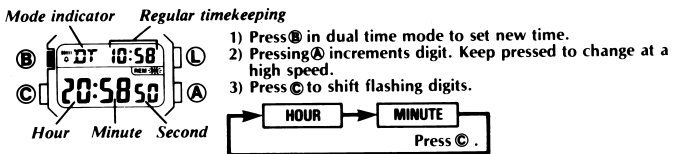
(Auto-repeat function)

Pre-entered time is retrieved and started again when display reaches zero.

(Repeat function)

Pre-entered time is retrieved, when display reaches zero.

[Setting dual time]



(Changeover between 12-hour and 24-hour system)

Display switched between 12-hour and 24-hour system by pressing Ⓐ.

(Auto-retrieve function)

Display automatically returns to dual time mode display if no button is pressed for 2 to 3 minutes.

4) Press © to complete setting.

[Stopwatch operation]

A signal confirms start/stop operation. (Working range) Total elapsed time display is limited to 23 hours 59 minutes 59.99 seconds. For longer times reset and start again.

