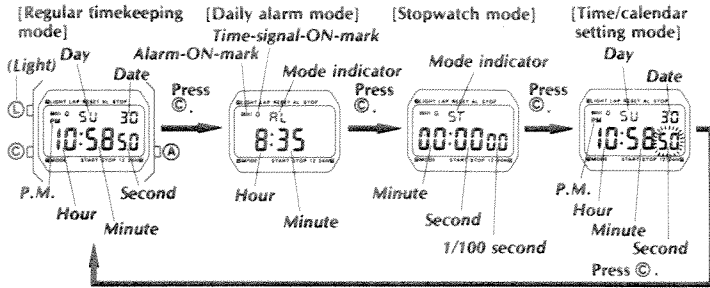


Module No. 415/587/590/593/595/596

READING THE DISPLAY



(Changeover between 12-hour and 24-hour formats) In regular timekeeping mode, with every push of **ⓐ**, the display is switched between 12-hour and 24-hour formats.

SETTING DAILY ALARM

If the daily alarm is set, the buzzer sounds for 20 seconds at the preset time every day until cleared. To stop the buzzer, press the **ⓐ** button. If the time signal is set, the watch sounds every hour on the hour. (Sound demonstration) Press and hold the **ⓐ** button in alarm mode to sound the buzzer.



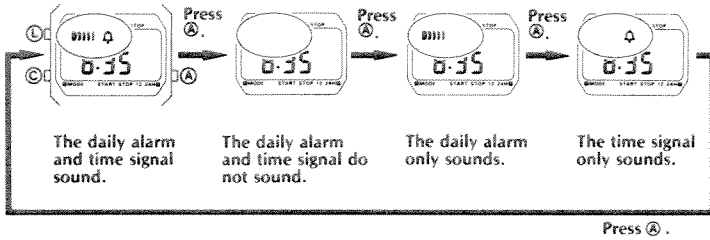
Press **ⓐ** in the daily alarm mode to set hour. One hour advances with every push of **ⓐ**.

Press **ⓐ** to set minute digits. One minute advances with every push of **ⓐ**. Press **ⓐ** to complete.*

*If the **ⓐ** button is pressed, the watch reverts to the regular timekeeping mode. (Quick digit advance) When the **ⓐ** button is pressed for more than 2 seconds, the digit advances quickly. When released, the digit advance will stop.

ON OR OFF SETTING OF DAILY ALARM AND TIME SIGNAL

[The alarm-ON-mark and time-signal-ON-mark appear.] [The alarm-ON-mark and time-signal-ON-mark disappear.] [The alarm-ON-mark only appears.] [The time-signal-ON-mark only appears.]

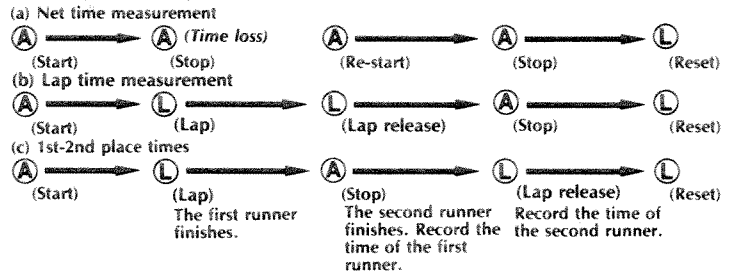


Press **ⓐ**.

STOPWATCH OPERATION



A signal confirms start/stop operation. (Working range) The stopwatch display is limited to 99 minutes 59.99 seconds, for longer times reset and started again.



SETTING TIME AND CALENDAR



Press **ⓐ** three times to change regular timekeeping mode to time/calendar setting mode.

Press **ⓐ** on a time signal to correct seconds.

Press **ⓐ** to set hour digits. One hour advances with every push of **ⓐ**.

Press **ⓐ** to set minute digits. One minute advances with every push of **ⓐ**.

Press **ⓐ** to set month digits. One month advances with every push of **ⓐ**.

Press **ⓐ** to set date digits. One date advances with every push of **ⓐ**.

Press **ⓐ** to set day digit. Day moves to the next with every push of **ⓐ**. Press **ⓐ** to complete.

(Quick digit advance) When the **ⓐ** button is pressed for more than 2 seconds, the digit advances quickly. When released, the digit advance will stop.

(Independent correction) Correction of any digit, if not required, can be skipped by pressing the **ⓐ** button repeatedly.

(Auto-retrieve function) Any setting display will automatically return to the regular timekeeping mode in 1 or 2 minutes.