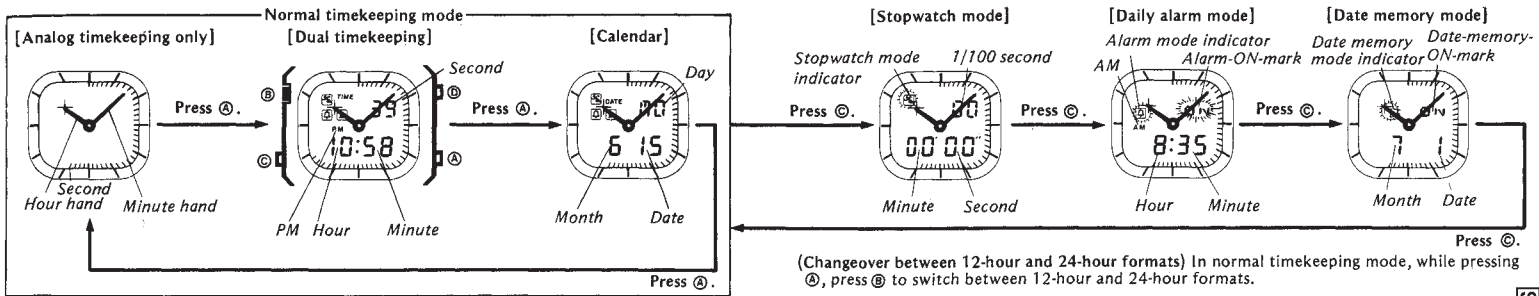
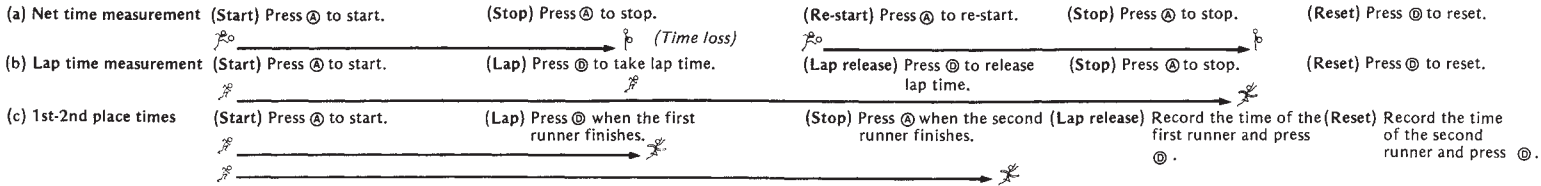


[Reading the display]



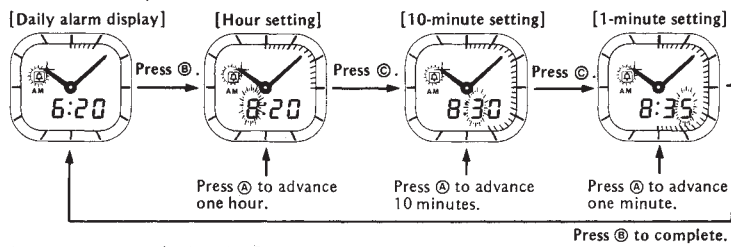
[Stopwatch operation]



A tone confirms start/stop operation.
 (Working range) The stopwatch display is limited to 59 minutes 59.99 seconds, for longer times reset and start again.

[Setting daily alarm]

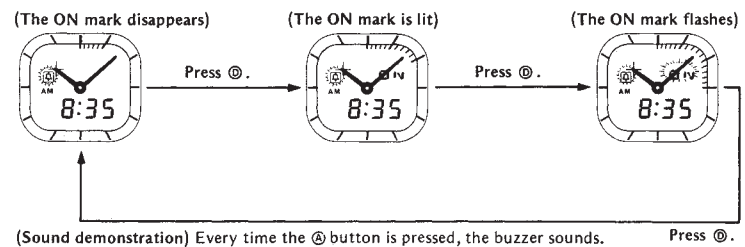
If the daily alarm is set, the buzzer sounds for 20 seconds at the preset time every day until cleared. To stop the buzzer while sounding, press the ⓑ button. If the time signal is set, the watch sounds every hour on the hour.



(Quick digit advance) When the ⓑ button is pressed for more than 2 seconds, the digit advances quickly. When released, the digit advance will stop.

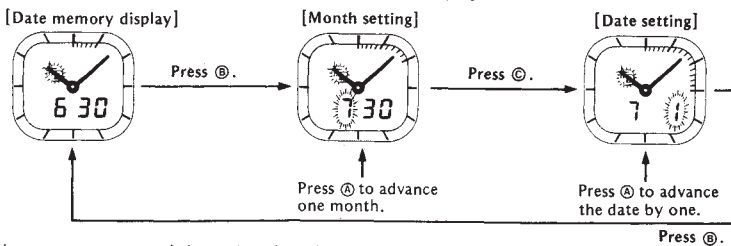
[ON or OFF setting of daily alarm and time signal]

When an ON mark disappears, the daily alarm and time signal do not sound. When the ON mark appears, the daily alarm only sounds. When the ON mark flashes, the daily alarm and time signal sound.



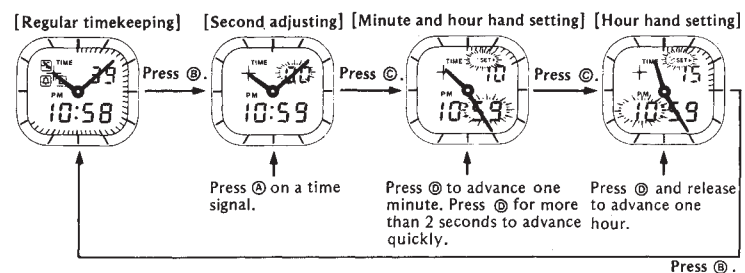
[Setting date memory]

Every time the ⓑ button is pressed, an ON mark appears or disappears. When the ON mark appears, the buzzer sounds instead of hourly time signal on the preset day and every time the display is changed in regular timekeeping mode, the buzzer also sounds. On the preset day, date memory mark ("D") also flashes in regular timekeeping mode.

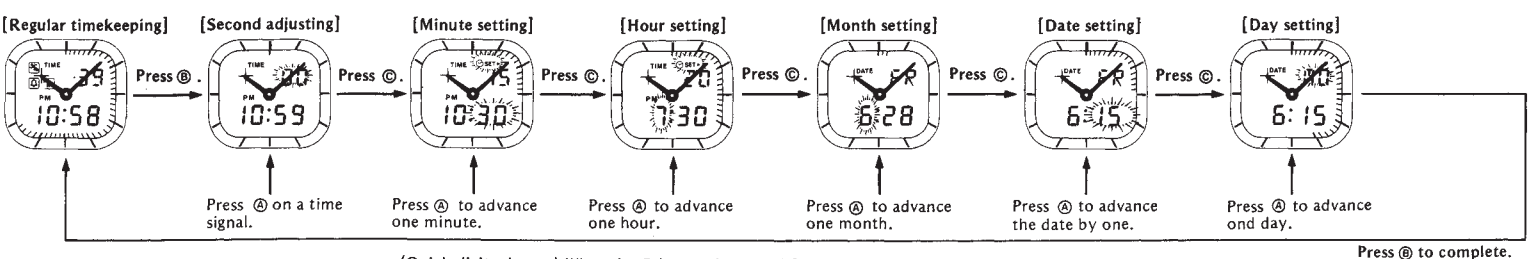


(Sound demonstration) Every time the ⓑ button is pressed, the buzzer sounds.

[Setting analog time]



[Setting digital time]



(Quick digit advance) When the ⓑ button is pressed for more than 2 seconds, the digit advances quickly. When released, the digit advance will stop.
 (Independent correction) Correction of any digit, if not required, can be skipped by pressing the ⓑ button repeatedly.
 (Reversion to regular timekeeping) The watch reverts to the regular timekeeping mode if the ⓑ button is pressed, regardless of the digit setting mode.