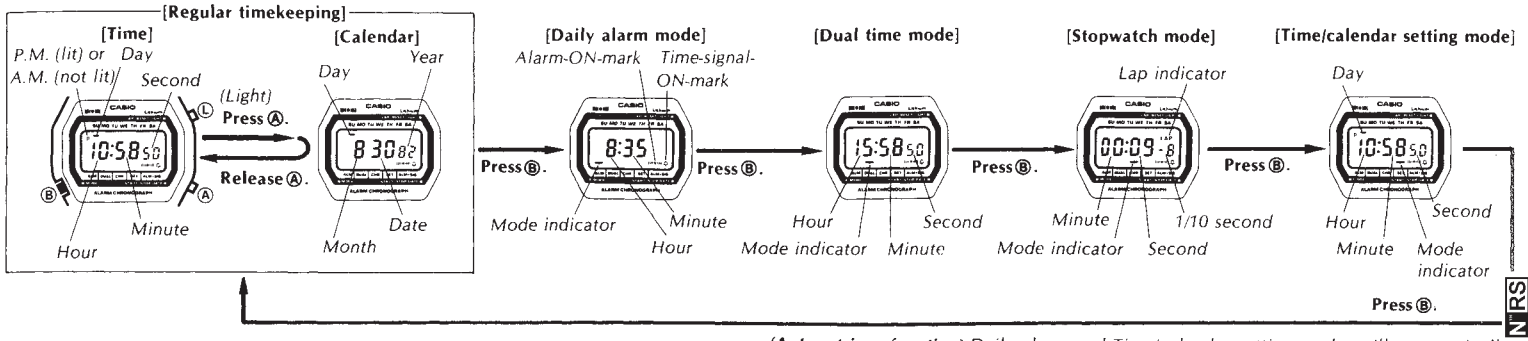


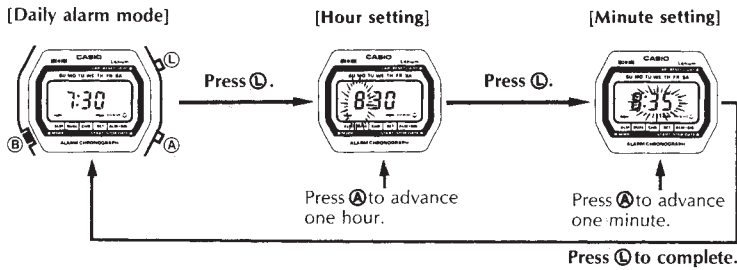
## [Reading the display]



(Auto-retrieve function) Daily alarm and Time/calendar setting modes will automatically return to the regular timekeeping mode in 1 or 2 minutes

## [Setting daily alarm]

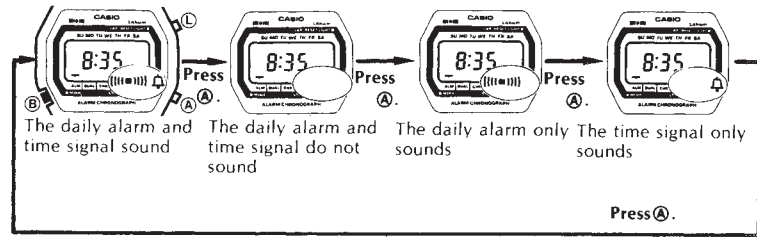
If the daily alarm is set, the buzzer sounds for 30 seconds at the preset time every day. To stop the buzzer, press the (B) button. If the time signal is set, the watch chimes one second every hour on the hour.  
 (Sound demonstration) Press and hold the (A) button in alarm mode to sound the buzzer.



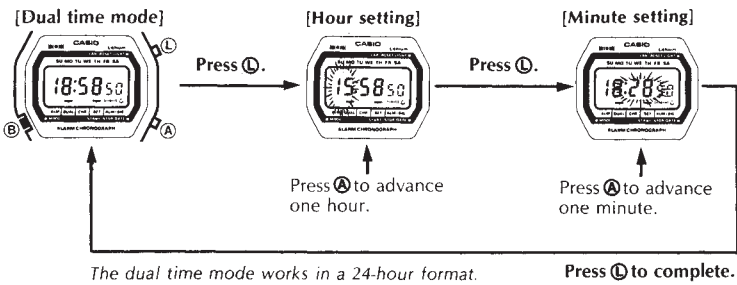
(Quick digit advance) When the (A) button is pressed for more than 2 seconds, the digit advances quickly. When released, the digit advance will stop.

## [ON or OFF setting of daily alarm and time signal]

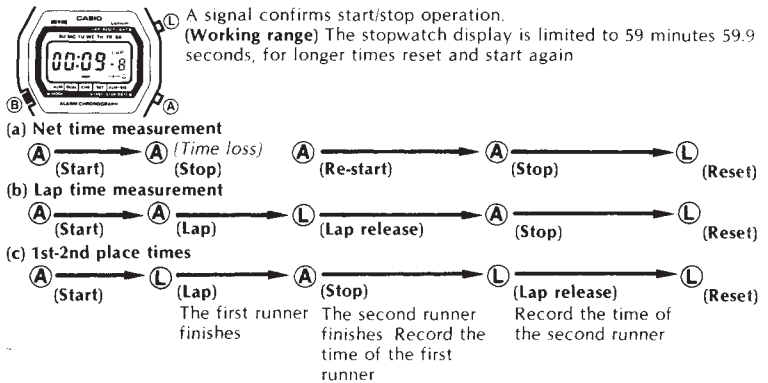
[The alarm-ON-mark and time-signal-ON-mark appear.] [The alarm-ON-mark and time-signal-ON-mark disappear.] [The alarm-ON-mark only appears.] [The time-signal-ON-mark only appears.]



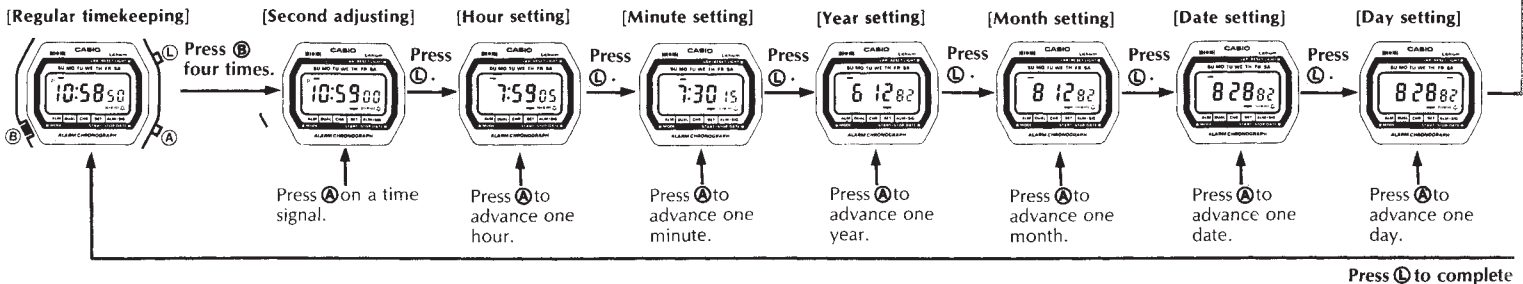
## [Presetting dual time]



## [Stopwatch operation]



## [Setting time and calendar]



(Quick digit advance) When the (A) button is pressed for more than 2 seconds, the digit advances quickly. When released, the digit advance will stop.

(Independent correction) Correction of any digit, if not required, can be skipped by pressing the (B) button repeatedly.

(Reversion to regular timekeeping mode) The watch reverts to the regular timekeeping mode if the (B) button is pressed, regardless of the digit setting mode.

(Auto-retrieve function) When setting the watch, if you leave it alone for 1 to 2 minutes, the display will automatically return to the regular timekeeping mode.