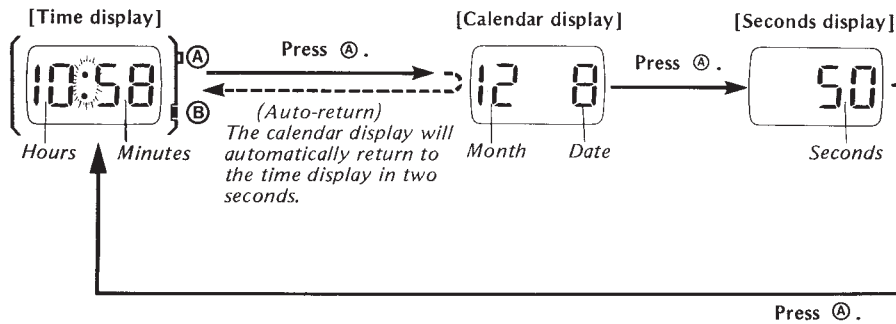


Module Nos.157/158

Model: LB314, LW-302, LW-5, LB312, etc.


[Reading the display]



[Readjusting errors up to ±30 seconds]

Precise time can be maintained by correcting the seconds once a month on a time signal from a radio, TV, telephone, etc.

[Gains within 30 seconds]

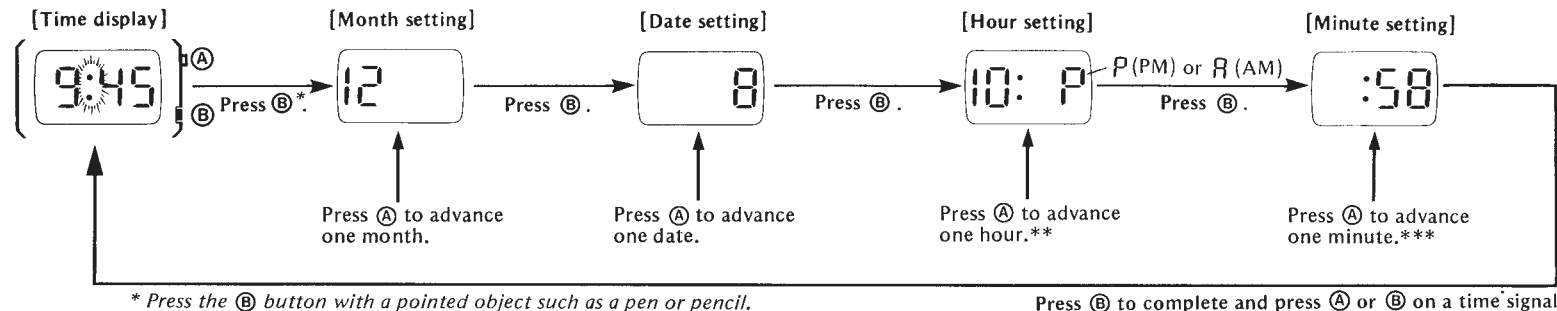


[Losses within 30 seconds]



Gains or losses within 30 seconds are adjusted to zero.

[Setting time and calendar]



* Press the (B) button with a pointed object such as a pen or pencil.

** Check whether the AM (A) or PM (P) indicator is lit.

*** If correction of minute digits is not required, press (B) to retrieve normal timekeeping.

(Independent correction) Correction of any digit, if not required, can be skipped by pressing the (B) button repeatedly.

(Automatic digit advance) When the (A) button is kept depressed for more than two seconds, the digit advances automatically. When released, the digit advance will stop.