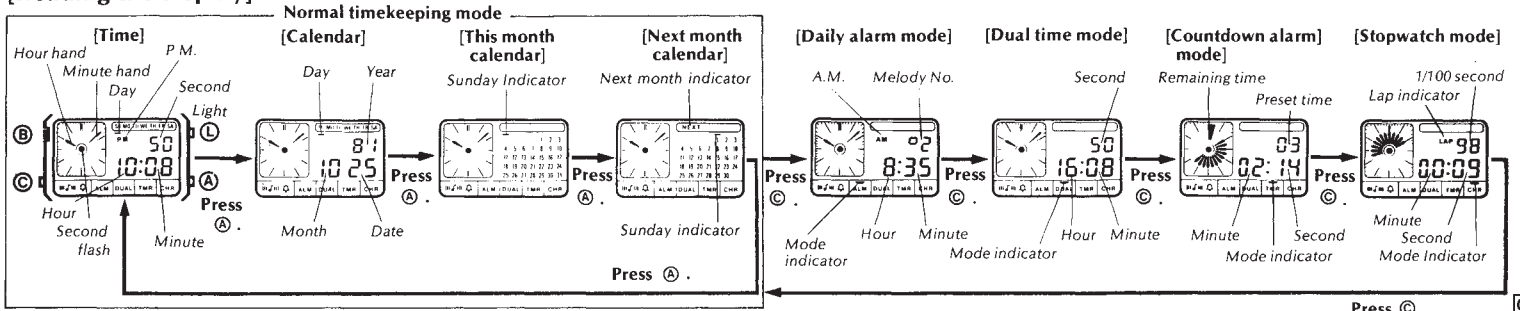


[Reading the display]



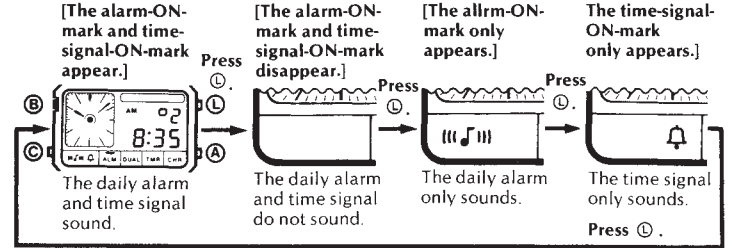
SU: Sunday MO: Monday TU: Tuesday WE: Wednesday Th: Thursday FR: Friday SA: Saturday

[Daily alarm mode]

In the daily alarm mode, the melodies play in sequence or the buzzer sounds by pressing the **(A)** button. At the same time, the melody number advances. The last selected melody is played or the buzzer sounds every day at the press time. To stop the melody or the buzzer, press the **(B)** button.

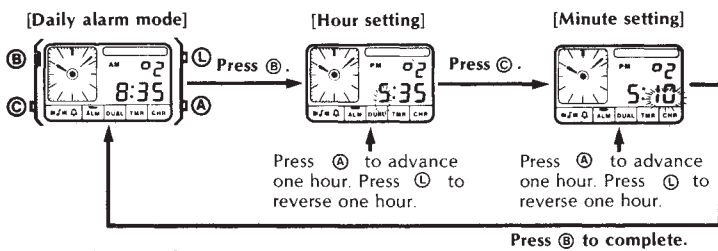
Melody No.	Melody
00	20 seconds of buzzer
01	Dixie Land (D. Emmett)
02	Green Sleeves (American Folk Song)
03	My Darling Clementine (Percy Montross)

[ON or OFF setting of daily alarm and time signal]

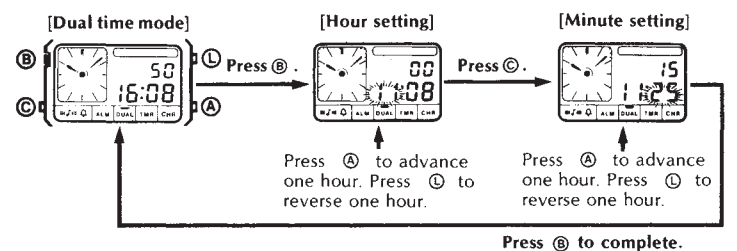


When the time-signal-ON-mark appears, the watch chimes every hour on the hour with a "Bip" signal. At noon, the "Big Ben" type tune will be given.

[Presetting alarm time]



[Presetting dual time]



[Countdown alarm operation]

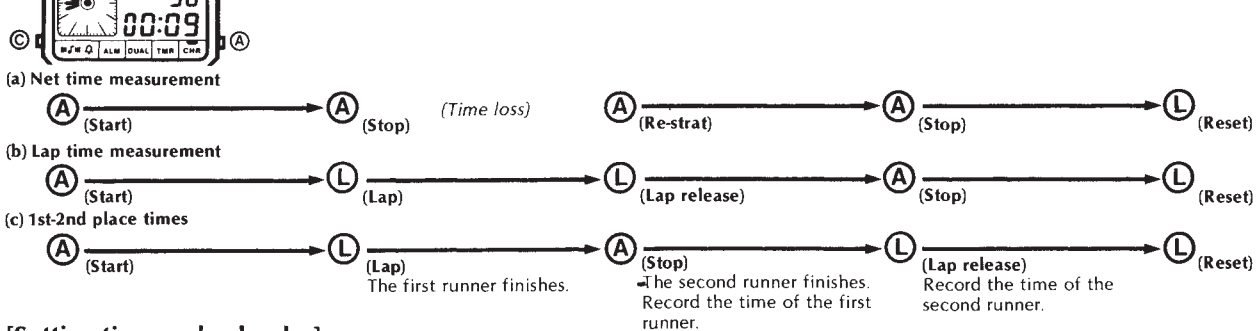
Countdown can be set up to 60 minutes. Start/stop operation is possible by pressing the **(A)** button. When countdown reaches zero, the sounds for 10 seconds, and the pre-entered time is automatically retrieved. When countdown is stopped, the preentered time is retrieved by pressing the **(B)** button, and is reset to zero by pressing the **(B)** button again. (If the **(A)** button is pressed, a 60-minute countdown starts.)

[Pre-entering countdown alarm time]

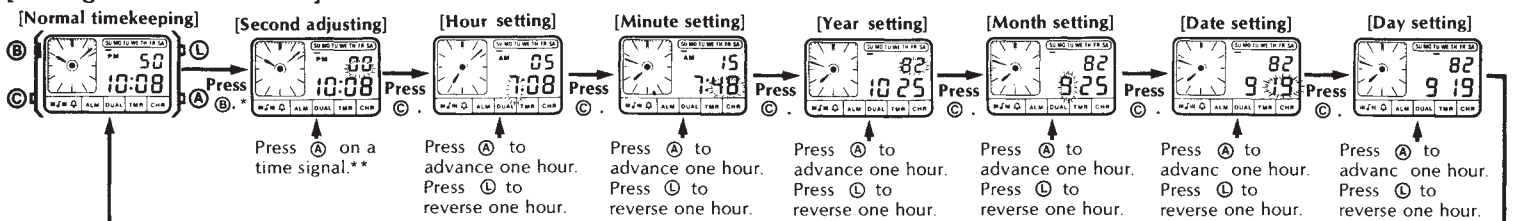
Press the **(B)** button once or twice when the display stops, two digits to upper right start flashing. One minute advances with every push of the **(B)** button and starts to advance faster with the **(C)** button pressed for one second or more.

[Stopwatch operation]

A signal confirms start/stop operation. **(Working range)** The stopwatch display is limited to 59 minutes 59.99 seconds, for longer times reset and started again.



[Setting time and calendar]



* Analog and digital times in the normal timekeeping mode are synchronized.

** Precise time can be maintained by correcting the second once a month on a time signal (from a radio, TV, telephone, etc.)

(Quick digit advance/reverse) When the **(A)** or **(L)** button is pressed for more than 2 seconds, the digit advance or reverses quickly. When released, the digit advance/reverse will stop.

(Independent correction) Correction of any digit, if not required, can be skipped by pressing the **(C)** button repeatedly.

(Reversion to normal timekeeping mode) The watch reverts to the normal timekeeping mode if the **(B)** button is pressed, regardless of the digit setting mode.

(Auto-retrieve function) Any setting display will automatically return to the regular timekeeping mode in 2 or 4 minutes.

(Changeover between 12-hour and 24-hour formats) In regular timekeeping mode, while pressing **(A)**, press **(B)** to switch between 12-hour and 24-hour formats.