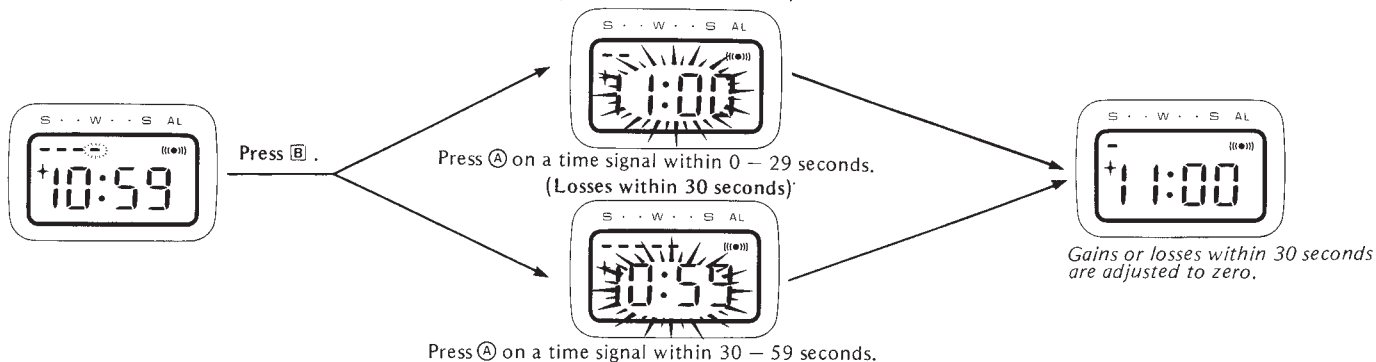
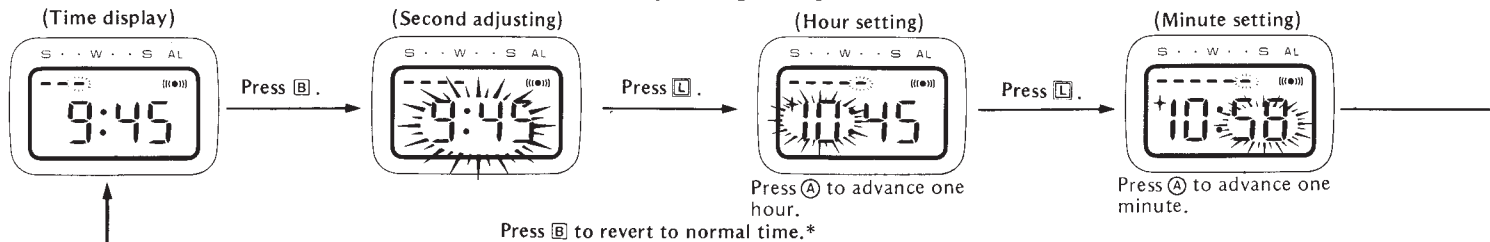


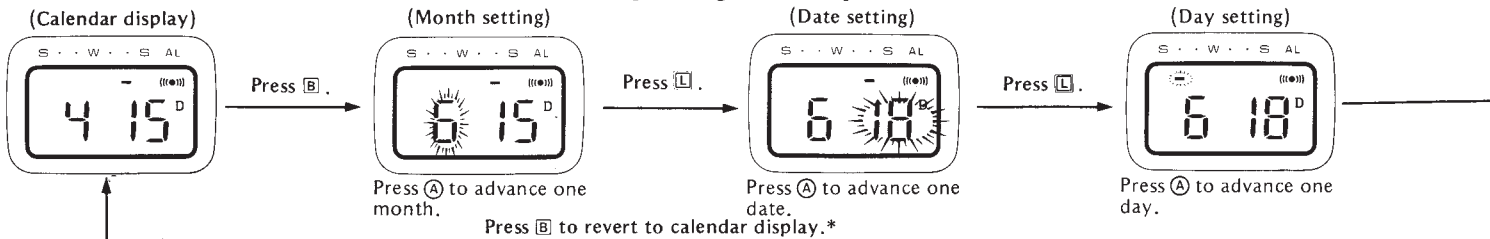
[Readjusting errors up to ±30 seconds]



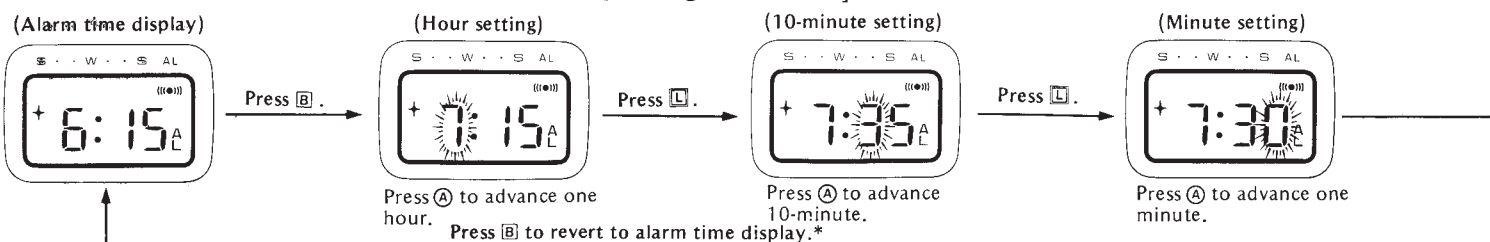
[Setting time]



[Setting calendar]



[Setting alarm time]



* When the (L) button is pressed instead of the (B) button, the display returns to the digit setting mode.

In the alarm time mode, the alarm/time-signal-ON mark disappears (the alarm is released) or appears each time the (L) button is pressed.

When the alarm/time-signal-ON mark is lit, the buzzer sounds for 30 seconds at the preset time every day and chimes every hour on the hour until cleared.

To stop the buzzer while sounding, press the (L) button.

(Sound demonstration) While pressing (A), press the (L) button to sound the buzzer for 10 – 20 seconds.

Note: As the calendar system is set at 28 days for February, reset March 1 to February 29 each leap year.